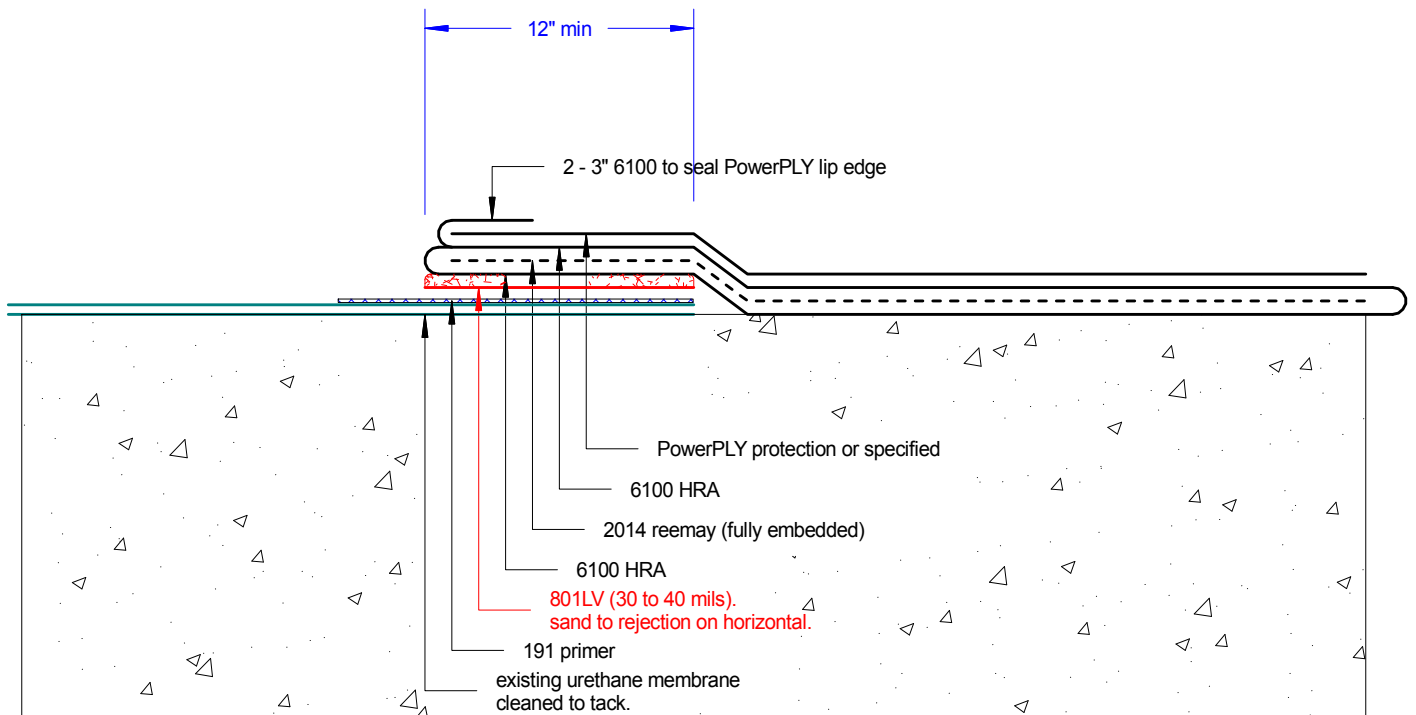




## 6100HRA Tie-in Over Existing Urethane Deck Coating

detail;> D-1037-1B



**Note:**

If the 801LV becomes dirty prior to the 6100 HRA installation, clean with very light xylene wipe or suitable method for the area. Apply 6100 HRA 1/2 hour later. Also, 801 sanded to rejection can be primed with Tremco's HRA primer. Remove loose sand before primer application.

Tremco Canada  
6178 Netherhart Rd.  
Mississauga, On.  
L5T 1B7  
Ph: 905-564-6100  
Fax: 905-564-6110

**Tremco Inc.**  
[www.tremcosealants.com](http://www.tremcosealants.com)

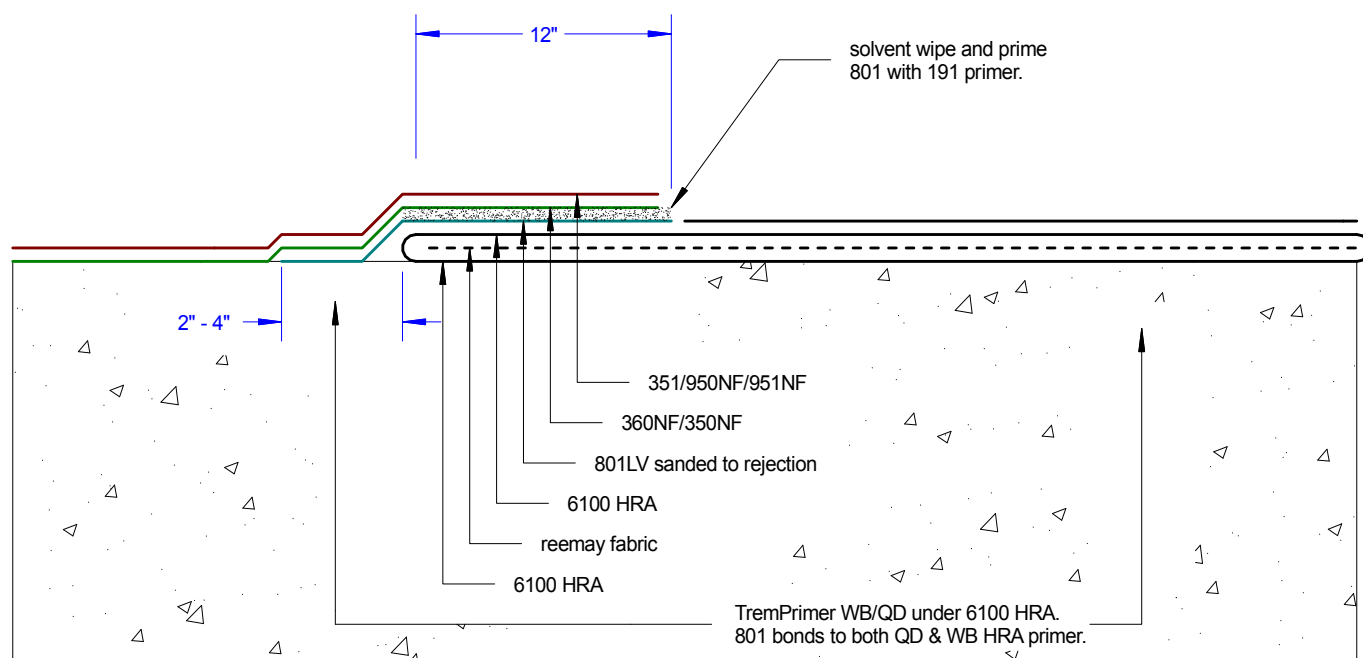
Tremco Inc.  
3735 Green Rd,  
Cleveland, OH. USA  
44122  
Ph: 216-292-5000  
Fax: 216-292-5036

<u>Date:</u> Jun-10-2010		<u>Drawing No.</u> D-1037-1B
<u>Drawn by:</u> G.M.	<u>Approved:</u> <>	<u>Scale:</u>
<u>Project:</u>		



## Vulkem Urethane System Tie-in Over 6100 HRA

detail>> D-1283-114A



**Note:**

If the 801LV becomes dirty prior to the Vulkem deck coating installation, clean with very light solvent wipe and prime with 191 primer. Apply Vulkem deck coating once primer is dry and tacky. Remove loose sand before primer application.

**Second.** Urethane tie-ins to HRA membranes should be hidden from view.

Tremco Canada  
6178 Netherhart Rd.  
Mississauga, On.  
L5T 1B7  
Ph: 905-564-6100  
Fax: 905-564-6110

**Tremco Inc.**  
www.tremcosealants.com

Tremco Inc.  
3735 Green Rd,  
Beachwood, OH. USA  
44122  
Ph: 216-292-5000  
Fax: 216-292-5036

Date:  
rev Aug-5-2010

Drawing No.  
D-1283-114A

Drawn by: G.M.  
Approved: <>

Scale:

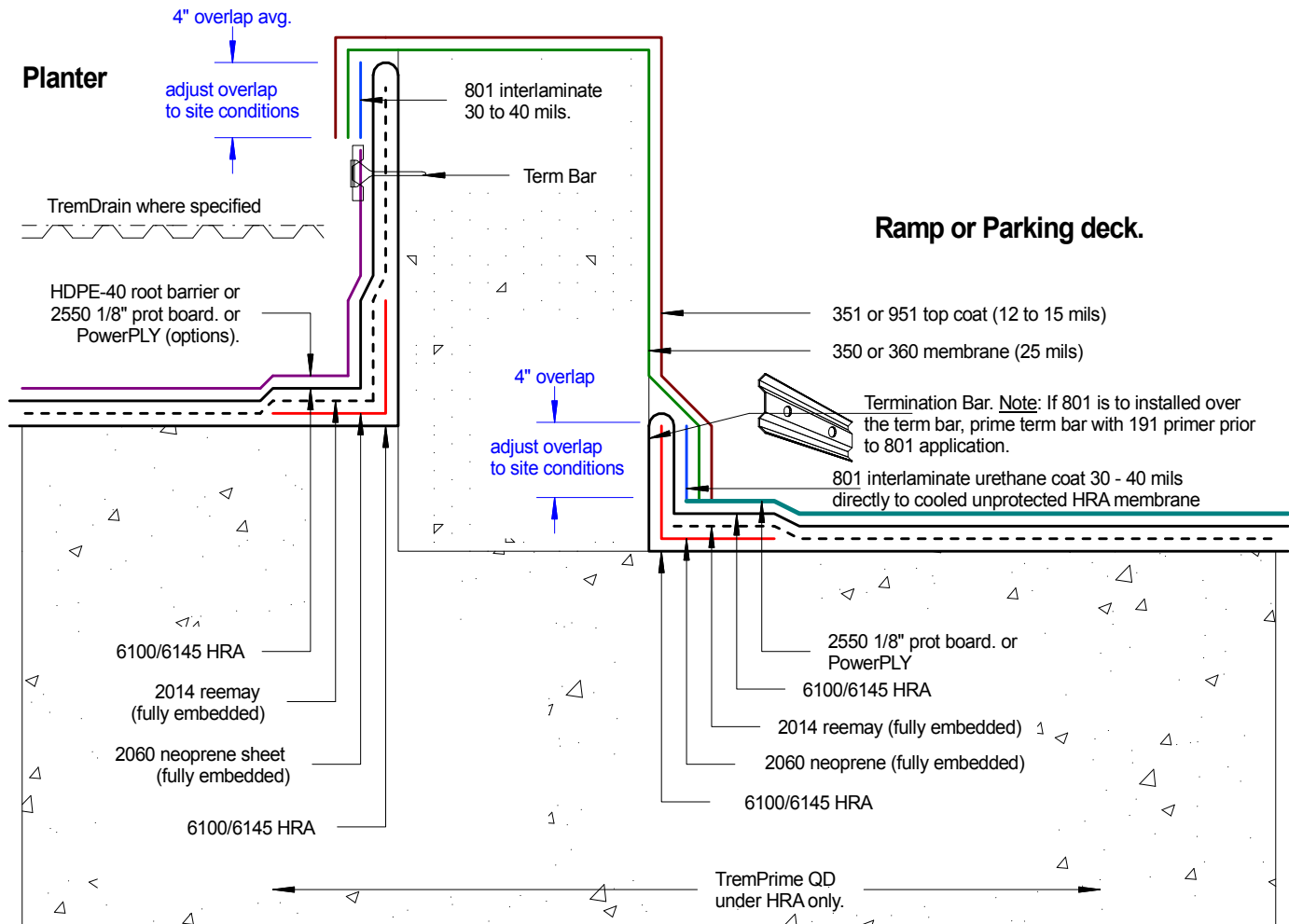
Project:



## 6100 HRA Fully Reinforced System

Shown: Upturn tie-in to urethane protective coating

detail>> D-1499-219D



Tremco Canada  
6178 Netherhart Rd.  
Mississauga, On.  
L5T 1B7  
Ph: 905-564-6100  
Fax: 905-564-6110

**Tremco Inc.**  
www.tremcosealants.com

Tremco Inc.  
3735 Green Rd,  
Beachwood, OH. USA  
44122  
Ph: 216-292-5000  
Fax: 216-292-5036

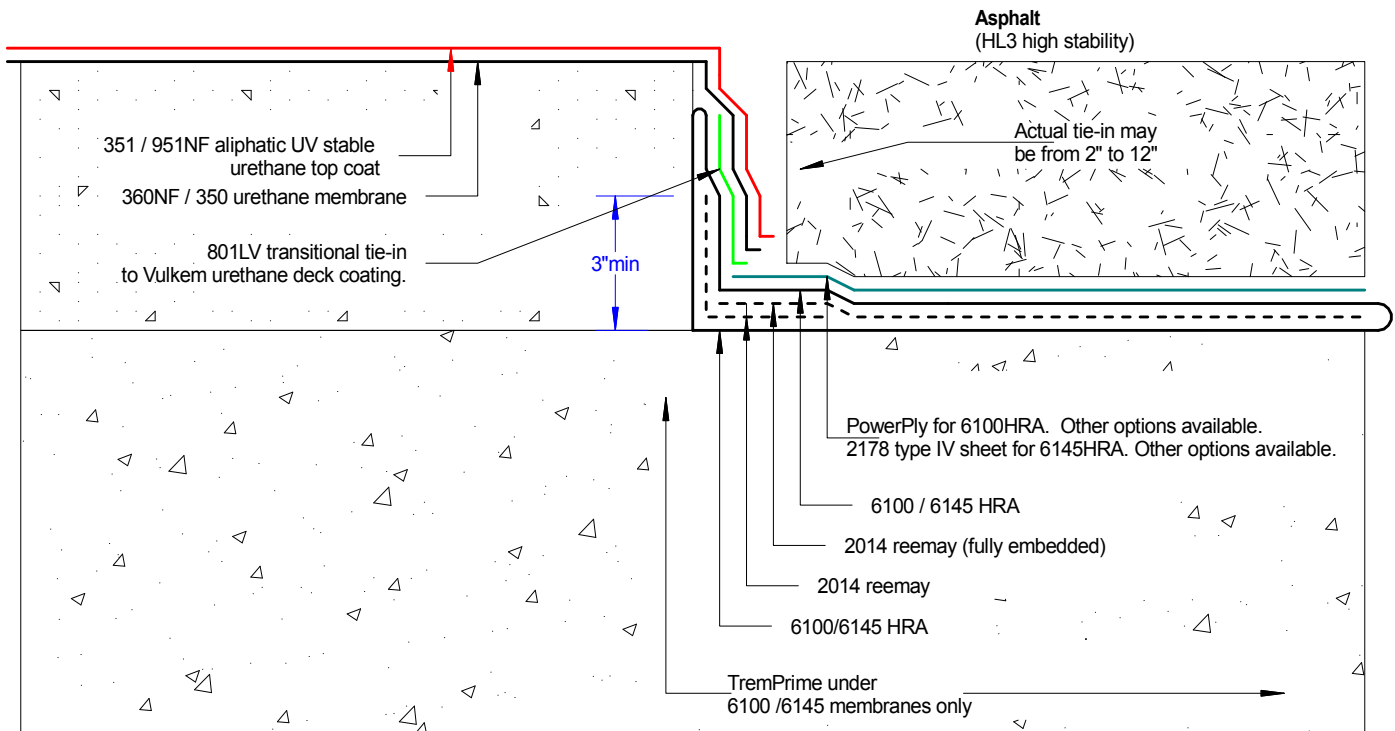
Date: Jun-17-2010		Drawing No. D-1499-219D
Drawn by: G.M.	Approved: <>	Scale:
Project:		



6100 / 6145 HRA membrane systems.

Shown: Tie-in to Tremco's urethane membrane system.

D-1162-1A



**Note:** Vulkem 950NF used for interior non UV exposed decks.  
Vulkem 951NF used for UV exposed decks including ramps.

**Application Rates:**

360NF membrane 25mils average. Allow percent for rough surfaces.

950NF intermediate or top coat = 12mils each coat. 1-coat = medium duty system. 2-coats = heavy duty system

951NF intermediate or top coat = 12mils each coat. 1-coat = medium duty system. 2-coats = heavy duty system

**Primer:**

171 primer to concrete. Contact your Tremco Sales Representative for directions.

Non-porous Primer to metal. Contact your Tremco Sales Representative for directions.

Tremco Canada  
6178 Netherhart Rd.  
Mississauga, On.  
L5T 1B7  
Ph: 905-564-6100  
Fax: 905-564-6110

**Tremco Inc.**  
www.tremcosealants.com

Tremco Inc.  
3735 Green Rd,  
Cleveland, OH. USA  
44122  
Ph: 216-292-5000  
Fax: 216-292-5036

Date: Jul-25-2008		Drawing No. D-1162-1A
Drawn by: G.M.	Approved: <>	Scale:
Project: Queenston Lewiston Customs Parking Garage		